

This form allows for one style in four sizes.

Customer Information:

Fill out completely your company name, contact, phone#, fax#, date, and email address.

Quantities:

List the quantities needed by size and circle whether they are right or left hand.

Style:

Circle one of the three styles (if more than one style is used you must fill out another form).

Type:

A tilt & turn may be a window or door, please circle which.

Material:

Circle the material used.

Backset:

Circle the handle backset needed (15mm is the standard).

Rebate:

Circle the rebate or "lip" distance used. All AGB tilt & turn systems use a European "3-step" frame and sash profile.

Air gap:

Circle the air gap used. All AGB tilt & turn systems use a 12mm air gap on the top rail.

Gasket:

Circle whether this is a single or double gasketed sash and frame.

Handle(s): *French style only*

For French style windows and doors circle the handle configuration needed.

Hinge cover colors:

Circle one of the colors available (nickel and satin nickel plated covers for wood hinges only).

Sash rebate height:

Write in the sash rebate height in inches or millimeters referring to detail 1 and the style you've chosen.

Sash rebate height 2: *Oblique and archtop only*

Write in the sash rebate height 2 in inches or millimeters referring to detail 1 and the style you've chosen.

Sash rebate width:

Write in the sash rebate width in inches or millimeters referring to detail 1 and the style you've chosen.

Handle height:

Write in the handle height in inches or millimeters. Using one of the fixed handle height gears (see chart) is the simplest installation, although most heights are attainable.

Drainage channel:

All noncladded tilt & turn systems require drainage channel along the sill. If you know what channel to use, circle yes and write in part number. If you would like to know what types are available circle send info. If no choice is selected, no will be assumed.

Gasket type:

All tilt & turn systems require gasketing. If you know what gasket type you use, circle yes and write in part number. If you would like to know what types are available circle send info. If no choice is selected, no will be assumed.

Handle:

If you would like handles quoted at this time and you know what handle to use, circle yes and write in the part number. If you would like to know what are available circle send info. If no choice is circled, no will be assumed.

Jigs:

A complete set of jigs is available to make hinge and keep installation easier. Circle if yes if needed and a complete set will be quoted. If you would like to know what jigs are available circle send info. If no choice is selected, no will be assumed.

Insert Tooling:

Insert tooling is used to cut the "Eurogroove and 3-step" frame and sash profiles. Many profiles may be used and for most, tooling is available or may be custom made. If you would like to know what tooling is available circle yes and send info. If no choice is selected, no will be assumed.

Cladding:

Extruded aluminum and brass cladding is available for most applications. If you would like to know what cladding is available circle yes and send info. If no choice is selected, no will be assumed.

Attachments:

You may attach any other information.

A quote can now be figured and sent to you.

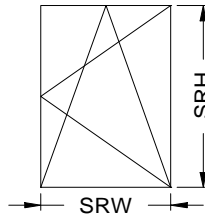
Company: _____ Phone: _____

Contact: _____ Date: _____ Fax: _____

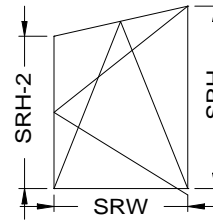
Functional Fenestration salesperson: _____ Email: _____

Quantity: _____ (Circle)
Size 1 _____ RH LH
Size 2 _____ RH LH
Size 3 _____ RH LH
Size 4 _____ RH LH

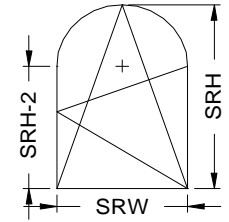
Style
circle one



Single - Rectangular
130 kg max sash weight



Single - Oblique
130 kg max sash weight



Single - Archtop
130 kg max sash weight

Circle all that apply:

Type: window door **Material:** wood pvc other

Backset: 15mm (standard) 25mm 40mm **Rebate:** 15mm (wood) 18mm (wood/pvc) 20mm (pvc)

Air Gap: 4mm (mortise keep) 12mm (surface keep) **Gasket:** single double

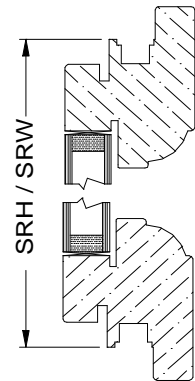
Hinge Cover Color: white wood/pvc brown wood/pvc brass plated wood/pvc nickle plated wood matt nickle plated wood

Sash Rebate Height : SRH (see detail 1) Size 1 Size 2 Size 3 Size 4

Sash Rebate Height 2: SRH-2 (oblique & archtop) Size 1 Size 2 Size 3 Size 4

Sash Rebate Width: SRW (see detail 1) Size 1 Size 2 Size 3 Size 4

Handle Height: (from rebate) Size 1 Size 2 Size 3 Size 4



Detail 1

Drainage Channel: yes no send available D-channel info **part #:** _____

Gasket Type: yes no send available gasketing info **part #:** _____

Handle: yes no send available handle info **part #:** _____

Please attach any additional comments and drawings.

OPTIONAL ITEMS:

Jigs: yes no send available jigs info

Insert Tooling: yes no send available tooling info

Cladding: yes no brass alum. send available cladding info
(extruded)

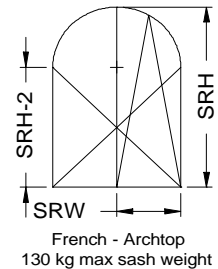
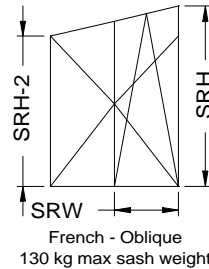
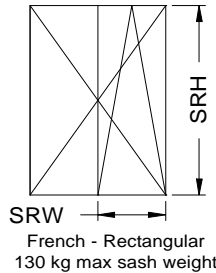
Company: _____ **Phone:** _____

Contact: _____ **Date:** _____ **Fax:** _____

Functional Fenestration salesperson: _____ **Email:** _____

Quantity: _____ (Circle)
Size 1 _____ RH LH
Size 2 _____ RH LH
Size 3 _____ RH LH
Size 4 _____ RH LH

Style
circle one



Circle all that apply:

Type: window door **Gasket:** single double **Material:** wood pvc other

Backset: 15mm (standard) 25mm 40mm **Rebate:** 15mm (wood) 18mm (wood/pvc) 20mm (pvc)

Air Gap: 4mm (mortise keep) 12mm (surface keep) **Handle(s):** TT sash only Both sashes Dummy on inactive sash

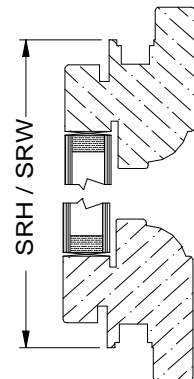
Hinge Cover Color: white wood/pvc brown wood/pvc brass plated wood/pvc nickle plated wood matt nickle plated wood

Sash Rebate Height : SRH (see detail 1) _____ Size 1 _____ Size 2 _____ Size 3 _____ Size 4 _____

Sash Rebate Height 2: SRH-2 (oblique & archtop) _____ Size 1 _____ Size 2 _____ Size 3 _____ Size 4 _____

Sash Rebate Width: SRW (see detail 1) _____ Size 1 _____ Size 2 _____ Size 3 _____ Size 4 _____

Handle Height: (from rebate) _____ Size 1 _____ Size 2 _____ Size 3 _____ Size 4 _____



Detail 1

Drainage Channel: yes no send available D-channel info **part #:** _____

Gasket Type: yes no send available gasketing info **part #:** _____

Handle: yes no send available handle info **part #:** _____

Please attach any additional comments and drawings.

OPTIONAL ITEMS:

Jigs: yes no send available jigs info

Insert tooling: yes no send available tooling info

Cladding: (extruded) yes no brass alum. send available cladding info