


ALU100 IP Soft Close System for interior sliding doors



SoftClose IP guides door gently to the stop position, then holds it securely closed.

ALU100 IP1 meets ADA requirement (404.2.9) for max operating force to open door of less than 5 lbs.

Max door weight: IP1 50kg (110 lbs), IP2 100 kg (220 lbs).

Applications: Ideal for hotels, patient rooms, office and conference rooms, and bedrooms.
For interior doors, room dividers, and pocket doors.

- Easily opens sliding doors – low force is needed.
- Safety – reduced closing speed helps prevent accidents such as slammed fingers.
- Low noise – doors will not slam on closure.
- Low force means low wear on door, frame and hardware.
- Push-to-open option for pocket doors: SoftMaster option for SoftClose.
- Door material: Wood, metal, composites.
- Function: Single doors.

System component details


Track:	Aluminum, class I anodized, self-cleaning, in 2 lengths: 6 ft 4 in & 12 ft 8 in.
Carriage Kit:	2 carriages, 2 carrying brackets, 2 track stops, floor guide, nuts, bolts.
Dampening Unit:	Aluminum casing with plastic shock absorber, and gas dampening system (for better performance than spring systems).



No Flat Spots

The advanced plastic formula in FFI's PETP wheels is highly stable and won't develop flat spots; nylon wheels on other brands develop flat spots over time.

Optional Accessories




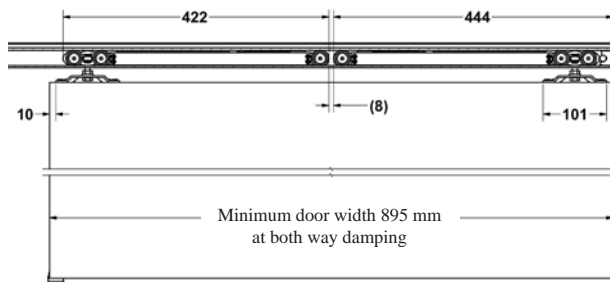
Contact FFI Customer Service for product details and ordering info: 800-677-0228 or service@fenestration.net

Specifications

IP1 maximum door weight:	50 kg (110 lbs) per door
IP2 maximum door weight:	100 kg (220 lbs) per door
Single-sided Softclose (L or R):	Min. door width 610 mm (24")
Double-sided Softclose (L and R):	Min. door width 895 mm (35.25")
Door thickness Min.:	25 mm (1")
Door width and thickness Max.:	none.
Wall clearance Max.:	30 mm (1.2")
Mounting hardware height:	63 mm (2.5") ± 3 mm
Spacing between fasteners:	500 to 600 mm (19.7 – 23.6")



ALU100 IP SoftClose with left and right modules



left and right modules

Special Options

SoftMaster for Single-side SoftClose, with push-to-open for pocket doors, Min. door width: 640 mm (25.2"). Part # 207081.

Double Damping SoftClose with right and left in one unit, for door widths 810 to 985 mm (31.9" - 38.75").
 Double-damping SoftClose 50kg, part # 205080IP1-2
 Double-damping SoftClose 100kg, part # 205080IP2-2



option: Double-Damping

ALU100 Soft Close System Part Numbers



carriage kit

Description	Part Numbers
Carriages Kit for ALU100 IP SoftClose	ALU100D-14
IP1 SoftClose 50kg (1 or 2 per track)	205080IP1-1
IP2 SoftClose 100kg (1 or 2 per track)	205080IP2-1
ALU100 Track, 6 ft. 4 in.	ALU100.76.628
ALU100 Track, 12 ft. 8 in.	ALU100.152.628
Wall-mount brackets (optional)	81139

Contact FFI Customer Service for product details and ordering info: 800-677-0228 or service@fenestration.net