

LIFT SLIDE DOOR

Stainless Steel Hardware



Why upgrade to lift slide from standard sliding doors?

Lift slide doors allow larger openings with fewer panels and more glass than standard sliders or folding doors. Architects love its flexibility of design for window walls, pocket doors, curved walls, and corner applications. Lift slide doors maximize views and bring the outdoors in for applications like patios, balconies, resorts, restaurants, and museums. Lift slide can have much lower air & water infiltration than other sliding door options, has strong security and weatherability, and has been employed on hurricane-tested doors. Panels lift up from the sill to allow very large panels to glide easily and quietly, with no friction on the bottom track or weather-seal. Panels can stop at any position for easy access and ventilation. LEED credits can be earned under Indoor Environmental Quality for Natural Ventilation, Daylighting, and Views.

Exclusive features only from FFI

- ▶ **Stainless steel** for all moving parts in choice of two grades (304 or 430)
- ▶ **Adjustable Stainless Steel Carriages** with integrated cleaning brushes
- ▶ **Maximum corrosion resistance** using stainless steel and Kynar coated components¹
- ▶ **Integrated edge-pulls** for easy operation of pocket doors
- ▶ **Standard one-piece lock** for up to 8' 8" tall doors
- ▶ **Extensions** available for up to 14' tall doors
- ▶ **Half-height gears** and 10-pack gears provide savings
- ▶ **Aesthetic details** include lock cover pieces to conceal lock-bolt holes
- ▶ **Best warranty** and testing among all lift slide brands

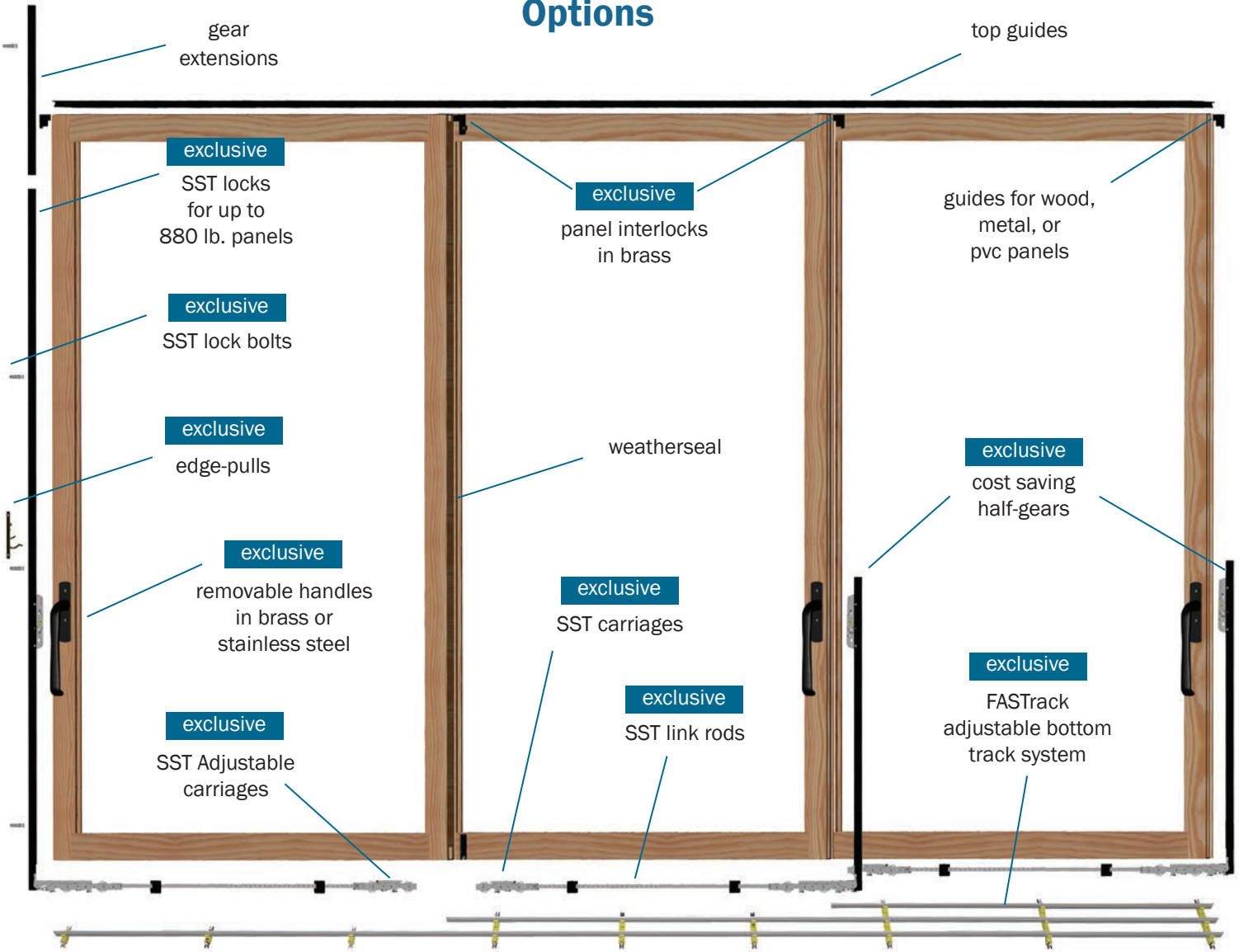
¹ Kynar paint meets the highest performance standards of AAMA 2605-98



We supply 80% of the Top 20 North American lift slide door manufacturers.

Stainless Steel Lift Slide systems, complete & in-stock

Options



Lift Slide 3000 hour Salt Spray Test Results



Grabill Windows & Doors
www.grabillwindow.com

Visit us at www.fenestration.net for more information

Applications



Quantum Windows - Seattle WA, Private Residence

Applications and Options


- For wood, aluminum clad wood, all metal, or PVC panels
- Rated to 660 lbs (300 kg) per panel with 2 rollers and 880 lbs (400 kg) with 4 rollers
- For 2¼" (56mm) or 2¾" (68mm) panel thickness
- Snap-on hardware guides for aluminum or PVC panels
- For large panels up to 14 ft tall and 10 ft wide or more
- Backsets: Standard 37.5mm or optional 27.5mm ideal for metal panels or narrow stiles
- Gears equipped for 2 to 5 locking points (5 recommended for hurricane testing)
- Available in either Black or Silver Kynar finish
- Optional ventilation keep



Sliding Specialties
www.slidingspecialties.com

Multiple Track Options

Go to Fenestration.net for more options.



FFI FASTrack and FASTrack Drainage Systems

Fast, easy and adjustable installation with a 15 year warranty for stainless steel and brass. Contact FFI for brochure, installation guide and BOM calculator.



Brass Track

Variety of top and bottom track for all applications.



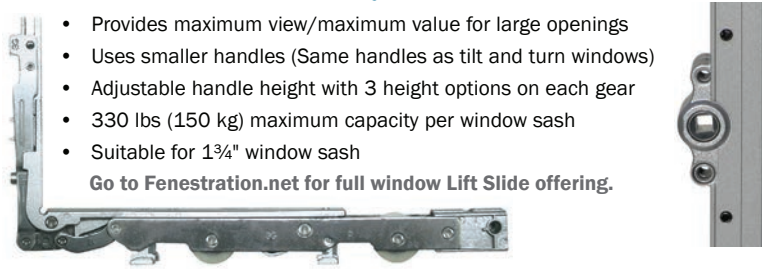
Climatech

Fiberglass reinforced threshold.

Lift Slide Window System

- Provides maximum view/maximum value for large openings
- Uses smaller handles (Same handles as tilt and turn windows)
- Adjustable handle height with 3 height options on each gear
- 330 lbs (150 kg) maximum capacity per window sash
- Suitable for 1¾" window sash

Go to Fenestration.net for full window Lift Slide offering.



Excellent Service, Every Time

- ✓ In-stock products ship within 24 to 48 hours
- ✓ 15 year warranty against manufacture defects for locks and carriages
- ✓ 304-grade corrosion warranty: 15 year (all areas)
- ✓ 430-grade corrosion warranty: 2 year (within 5 miles of seacoast), 15 year (all other areas)
- ✓ Locks and carriages cycle tested for durability to 100,000 cycles (compared to EN143126-16 top standard of 25,000 cycles)
- ✓ Salt-spray testing to ASTM B-117 standards for 3,000 hours (compared to ENISO9227 grade 5 standard of 480 hours)
- ✓ Contact FFI for installation, maintenance guides and BOM calculator

Door handles & pulls

Go to Fenestration.net for full door handles & pull offering.



LS100 Classic
ORB Finish
(Removable)



LS200 Ottawa
Stainless Steel
(Removable)



LS300 Sierra
Painted Finish
Handle Set



LS100 Classic
Satin Nickel
Handle Set



LS200 Ottawa
Double
Handle Set



LS300 Sierra
Polished Brass
Handle Set



Edge Pull



Flush Pulls
Matching pulls for screens



Functional Fenestration Inc.
Hawthorne, CA • Phone (800) 677-0228 • Fax (323) 756-9971
www.fenestration.net • sales@fenestration.net