

Maintained contact switch with key

Single-Pole, Single-Throw, 20 amp
part # **SW.CK-KEY-02**



operation keys



security key &
security screws

Applications with FFI Actuators

- Connects with FFI DC actuators through FFI Control Panel or Relay Box.
- Connects to FFI AC actuators directly.

Features

- Maintained Contact, single-pole, single-throw, 2 position, commercial grade switch.
- Key-operated locking mechanism for maximum tamper-proof operation.
- Chrome lock dome with 2 keys provided.
- Cover plate is tamper-proof, with security spanner screws. Security key included.
- Side wire terminals accept up to #14 - #12 AWG copper or copper clad wire.
- Momentary Contact means turning the switch for a moment will activate the actuator(s) to open or closed position.
- Triple-combination mounting screws and ground screw for fast, easy installation.
- Key removable in ON or OFF positions.
- UL-20, CSA Certified (file #152105), NOM Certified (#057).
- Ten-year limited manufacturer's warranty.

Specifications

Power Input	120 Vac
Amperage Rating	20 amps*
Safety Marks	UL Listed. NOM Certified.
Operating Environment	-40° to 65° C

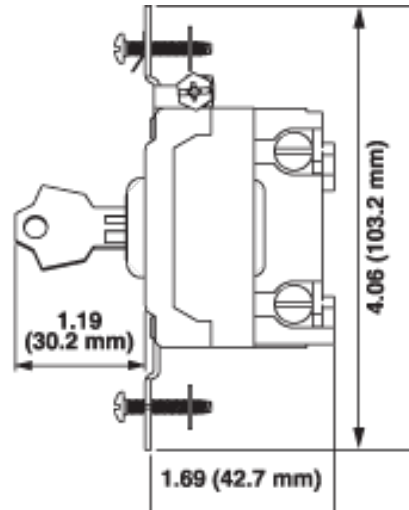

* FFI recommends: do not exceed 80% of switch maximum capacity, therefore 16 amps.

Ordering Information

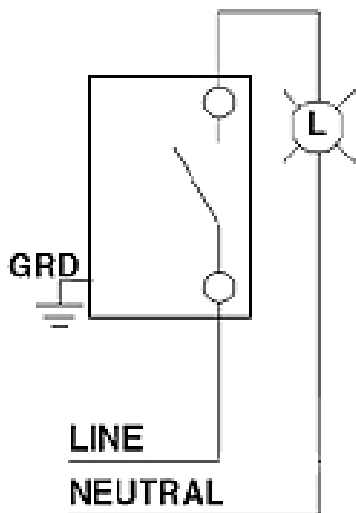
SW.CK-KEY-02	Locking keyswitch with plate, 2 keys
--------------	--------------------------------------

Recommendations for FFI Actuators & Controls: FFI only recommends UL compliant systems. FFI is a UL registered firm. Read FFI data sheets & installation guides before specifying project details. Project-specific needs vary depending on the number of actuators, electrical layouts, building management systems, distance between power supplies & actuators, and other details. Project specifications to comply with electric & building codes—for wire gauge, wire connections and run distance, conduits, junction boxes—must be arranged by the project electrical contractors. Distribute this guide to all project parties, including electrical contractors, architects, and building management personnel.

Maintained contact switch with key
part # **SW.CK-KEY-02**



Wiring Diagram
Single Pole



Wall Plate: single-gang type, 302 stainless steel, with security spanner screws and spanner key.



Key Lock Switch: with 2 mounting screws.