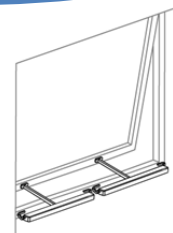




UL-Recognized models available



Synchro-Quasar-L Actuator Features

- Synchro-Quasar-L actuators are for wide awning windows, hoppers, curtain wall vents and skylights.
- Synchro-Quasar-L is a version of Synchro-Quasar with longer chain options and a longer case.
- Synchro-Quasar-L is for wide vents that require 2 to 4 motors, providing multiple sash connection points and synchronized operation. Available in DC version only.
- Multiple vents can be wired in parallel, and can be operated by building automation systems.
- 30" and 40" strokes are only suitable for hopper windows or side-hinged windows that open inward.
- One 24"/600mm chain operator opens a 48" tall/264 lb. or an 82" tall/451 lb. window or vent.
- One 30"/750mm chain operator opens a 48" tall/134 lb. or an 82" tall/229 lb. hopper window or vent.
- One 40"/1000mm chain operator opens a 48" tall/54 lb. or an 82" tall/92 lb. hopper window or vent.
- Operator has stainless steel, double-link chain for rigidity and durability.
- Examples for 66 lbs operating force: a 48" tall/528 lb. or a 82" tall/902 lb. vent (with 24" chain model).
- Low-profile, attractive aluminum case; available in silver anodized, black paint, or white paint.
- Minimum sash height is 24" for 24" chain, 30" for 30" chain, and 40" for 40" chain.
- Synchro-Quasar-L F-Signal (DC) has opening and closing feedback signal, ask for data sheet.
- Two-year UCS manufacturer's warranty. Requires reading FFI Install Guide before purchase, and confirmation of project and installation specs by licensed electrical contractor.
- Functional Fenestration Inc (FFI) has a wide range of actuators for institutional, commercial and residential applications. FFI has been providing motorized operators for windows and skylights since 1987, and today is an expert and leader in actuators for automation, natural ventilation, and smoke evacuation.

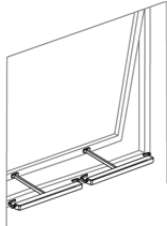
Synchro-Quasar-L Specifications

	Synchro-Quasar-L DC UL
supply voltage	24 Vdc \pm 10% low voltage
normal current amp draw*	0.9 amps average*
power cable (3 m)	white color; 2 conductors (\pm polarity inversion)
chain stroke	600mm (24"), 750mm (30"), or 1000mm (40")
push/pull force	24" chain has 66/66 lbs (300N), 30" chain has 33/66 lbs, 40" chain has 22/66 lbs
chain speed	15 mm (0.6 inches) per second
limit stop	electronic limit switch
safety stop	electronic overload switch
typical switch	DPDT maintained contact (6 leads)
safety marks	ANSI/UL Recognized; CE
UL projects	UL Recognized
environment	14 to 140 degrees F (-10 to 60 degrees C); maximum relative humidity 60%
control options	Wall switch or CRM keypad; add remote control and weather sensors (rain, wind, thermostat) with CRM

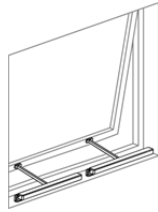
* Quasar DC start up current is approximately 3.5 amps for one actuator. Calculate power supplies and relay boxes needed based on peak draw of 2 times normal amp draw, or 2 – 3.5 amps per actuator.

Application Options

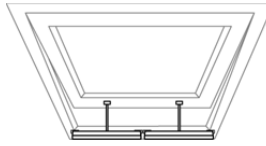
On Wall or Frame



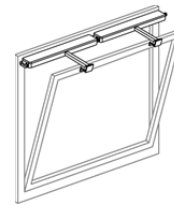
Awning



Skylight



Hopper



- Optional brackets may be required for hopper and wall mounting.
- Read FFI Installation & Maintenance Guide before specifying project details.
- CAD files available on request from FFI.



installs on sash, sill or wall

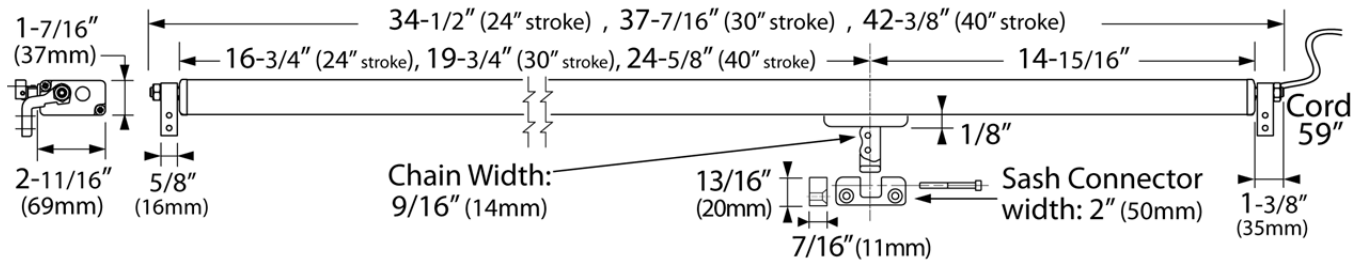


chain operator attached to frame



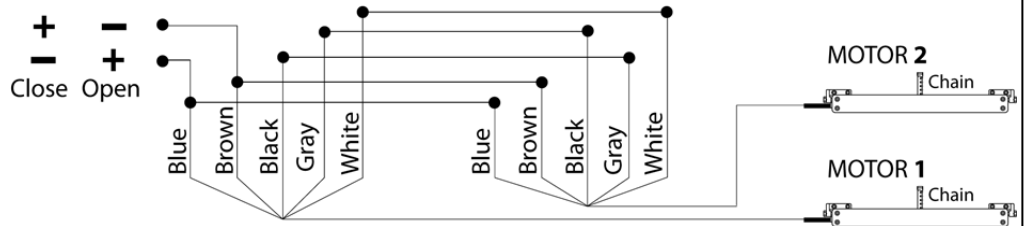
Standard-L pivot brackets (included)

Case Dimensions



Wiring Example (generic, not job specific):

for 2 Synchro-Quasar-L
Actuators DC Power
Cable 3 meters



Synchro-Quasar-L Actuators from FFI

If in-stock, items ship within 24-48 hours

color	24"/600mm chain UL	30"/750mm chain UL	40"/1000mm chain UL
silver anodized	41249T	41252W	41255Z
black RAL 9005 paint	41250U	41253X	41256A
white RAL 9010 paint	41251V	41254Y	41257B