



Features and Benefits

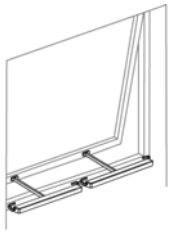
- Synchro-Vega is ideal for wide vents that require 2 to 4 motors, providing multiple sash connection points, and assures synchronized operation, weatherability and stability under wind load. (Available in DC only.)
- Multiple vents can be wired in parallel, and can be operated by building automation systems.
- 12” chain operator; self-adjusting for proper closure at installation.
- Operator has stainless steel, double-link chain for rigidity and durability.
- Operates a 48” tall/528 lb. vent; an 82” tall/902 lb. vent; or a 132 lb. skylight assembly.
- Quick and easy installation of motor and sash connector for chain operator (see photo page 2).
- Low-profile, attractive aluminum case; available in black, white or gray paint.
- Minimum sash height is 10”. Standard pivot brackets included.
- 2-year UCS manufacturer’s warranty; requires installation by a licensed electrician.
- Functional Fenestration Inc (FFI) has a wide range of motors for windows, skylights, and other vents for residential and commercial applications. FFI has been providing motorized window and skylight operators since 1987, and today is an expert and leader in the motorized ventilation market.

Specifications

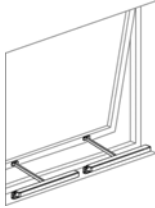
Synchro-Vega DC (UL)	
supply voltage	24 Vdc ± 10%
current draw	0.7 amps
power cable (59”)	2 conductors (± polarity inversion)
chain stroke length	12 inches
chain speed	0.375 inches per second
limit stop	electronic limit switch
safety stop	electronic overload switch
typical switch	DPDT maintained contact (6 leads)
safety marks	ANSI/UL/UR ; CE mark
push/pull force	55 lbs
environment	14 to 140 degrees F (-10 to 60 degress C); maximum relative humidity 60%
control options	wall switch, direct digital control, 4-station keypad, remote control, environmental sensors (rain, wind, thermostat)

Easy Installation

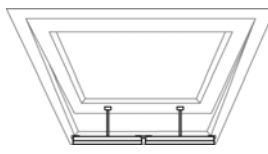
On Wall or Frame



Awning



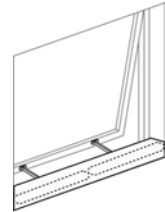
Skylight



Hopper



Concealed in Frame



- optional brackets may be required for hopper and wall mounting.
- can easily be concealed in frame or curtain wall.
- installation guide and CAD files available on request from FFI.



motor installs on sash, sill or wall

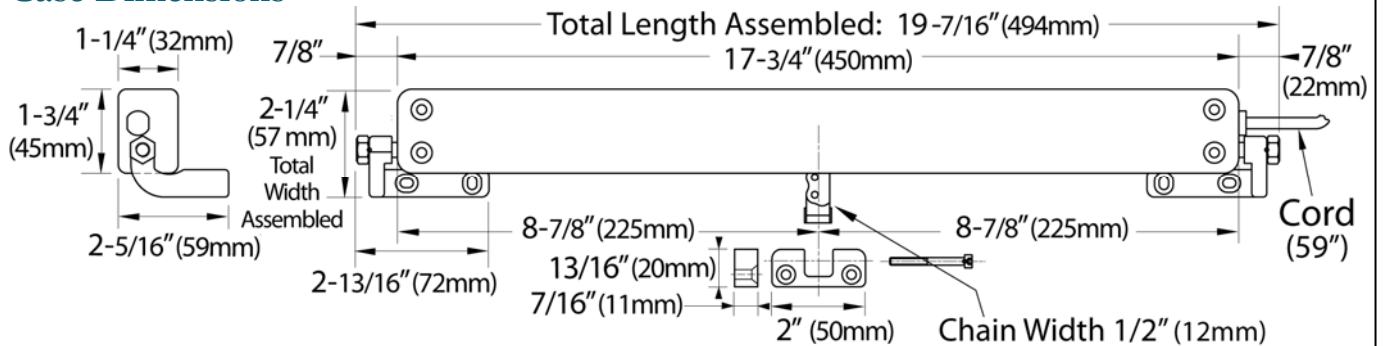


chain operator attached to frame

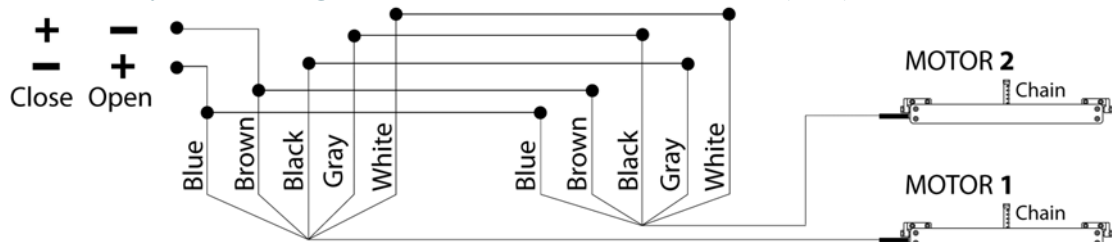


standard pivot brackets (included)

Case Dimensions



Wiring Example: 2 Synchro-Vega Motors - DC Power Cable (59")



Synchro-Vega DC Actuators from FFI

in stock items ship within 72 hours.

paint color	gray RAL 9006	black RAL 9005	white RAL 9010
part #	41151E	41152G	41153J