


# Sliding Door Hardware

For top-hung applications



## FFI Top-hung sliding door hardware

Corrosion-resistant top-hung sliding systems with Class I anodized aluminum (ALU) or stainless steel (SST) track, for superior durability and smooth operation.



### Features

- ▶ **Self-cleaning track and self-plumbing track**
- ▶ **Track available in Class I anodized aluminum or stainless steel 316-L marine grade.**
- ▶ **PETP wheels are quiet, durable, UV-resistant, and corrosion-resistant.**
- ▶ **Carriage options include stainless steel wheels, 4-wheel-drive, and bi-fold carriages.**
- ▶ **ALU (Aluminum) kits available for glass doors up to 12mm thick.**
- ▶ **Tested to Class 6 Standards of 100,000 cycle testing.**
- ▶ **In stock items ship in 48 hours!**

## Applications

For residential, institutional, commercial and resort applications

- |                       |                                      |
|-----------------------|--------------------------------------|
| Interior pocket doors | Exterior storm shutters              |
| Room dividers         | Coastal & marine applications        |
| Pantry doors          | Animal enclosures                    |
| Closets               | Industrial or corrosive environments |

**Self-cleaning.  
Self-plumbing  
systems for  
long-lasting  
smooth operation.**




- PETP Wheels**
- No flat spots
  - High durability
  - Corrosion-resistant

Visit us at [www.Fenestration.net](http://www.Fenestration.net) for more information



**ALU Systems**

	<b>Door Weight</b>	<b>Track W x H</b>	<b>Lengths</b>
<b>ALU40 Light Door</b>	1 - 90 lbs	26 x 25mm	6', 8', 12'
<b>ALU80MF Low Profile</b>	91 - 120 lbs	31 x 27mm	6', 8', 12', 20'
<b>ALU80 Standard</b>	121 - 176 lbs	31 x 27mm	6', 8', 12', 20'
<b>ALU100 Soft-Close</b>	177 - 220 lbs	35.5 x 39.5mm	12', 20'
<b>ALU100 Decorative Cover</b>	177 - 220 lbs	35.5 x 39.5mm	12', 20'
<b>ALU135 Heavy Door</b>	177 - 330 lbs	41 x 39mm	6', 12', 20'




ALU40




ALU80




ALU100




ALU135



ALU80 MF



ALU80 GLK



ALU135 GLK



Soft Close System



**SST Systems**

	<b>Door Weight</b>	<b>Track W x H</b>	<b>Lengths</b>
<b>T300</b>	81 - 165 lbs	30 x 28mm	8', 12', 20'
<b>T400</b>	166 - 352 lbs	40 x 38mm	8', 12', 20'
<b>T480</b>	353 - 660 lbs	48 x 47mm	8', 12', 20'
<b>T400 Bi-Fold</b>	275 lbs per meter	40 x 38mm	8', 12', 20'
<b>T480 Bi-Fold</b>	450 lbs per meter	48 x 47mm	8', 12', 20'
<b>T560 Special Order</b>	661 - 1300 lbs	56 x 58mm	4 or 6 meter



See FFI Catalog D for details, at [www.Fenestration.net](http://www.Fenestration.net)



Contact us at:  
**Phone (800) 677-0228**  
**sales@fenestration.net**