



Features and Benefits

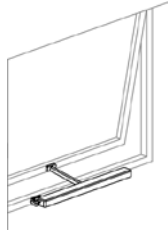
- Vega is ideal for awning windows, hoppers, curtain wall vents and skylights.
- Vega has a 12” chain operator.
- Parallel connection allows several windows to operate simultaneously.
- Vega DC operates a 48” tall/528 lb. vent; an 82” tall/902 lb. vent; or a 132 lb. skylight assembly.
- Vega AC operates a 48” tall/440 lb. vent; an 82” tall/750 lb. vent; or a 110 lb. skylight assembly.
- Self-adjusting, stainless steel, double-link chain operator ensures a tight seal when closed.
- Quick and easy installation of motor and sash connector for chain operator (see photo page 2).
- Low-profile, attractive aluminum case; available in black, white or gray paint.
- Minimum sash height is 10”. Standard pivot brackets included.
- 2-year UCS manufacturer’s warranty; requires installation by a licensed electrician.
- Functional Fenestration Inc (FFI) has a wide range of motors for windows and skylights, for light residential to heavy commercial applications.

Specifications

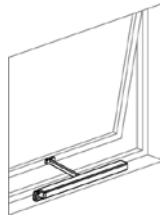
	Vega AC	Vega DC (UL)
supply voltage	100 Vac – 240 Vac, 60 Hz (U.S. House Current Compatible)	24 Vdc ± 10%
current draw	0.3 amps – 0.15 amps	0.7 amps
power cable (59”)	4 conductors (2xload, common, ground)	2 conductors (± polarity inversion)
chain stroke	12 inches	12 inches
chain speed	0.375 inches per second	0.375 inches per second
limit stop	electronic limit switch	electronic limit switch
safety stop	electronic overload switch	electronic overload switch
typical switch	SPDT momentary contact (3 leads + ground)	DPDT maintained contact (6 leads)
safety marks	ANSI/UL/UR (pending) ; CE mark	ANSI/UL/UR ; CE mark
push/pull force	55 lbs	66 lbs
environment	14 to 140 degrees F (-10 to 60 degress C); maximum relative humidity 60%	
control options	momentary switch, 4-station keypad, sensors (rain, wind, temperature), Direct Digital Control	
remote control	optional	

Easy Installation

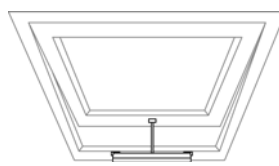
On Wall or Frame



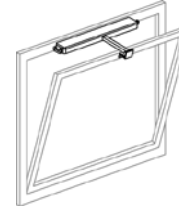
Awning



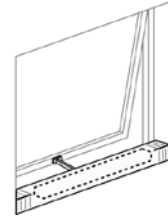
Skylight



Hopper



Concealed in Frame



- optional brackets may be required for hopper and wall mounting.
- can easily be concealed in frame or curtain wall.
- installation guide and CAD files available on request from FFI.



motor installs on sash, sill or wall

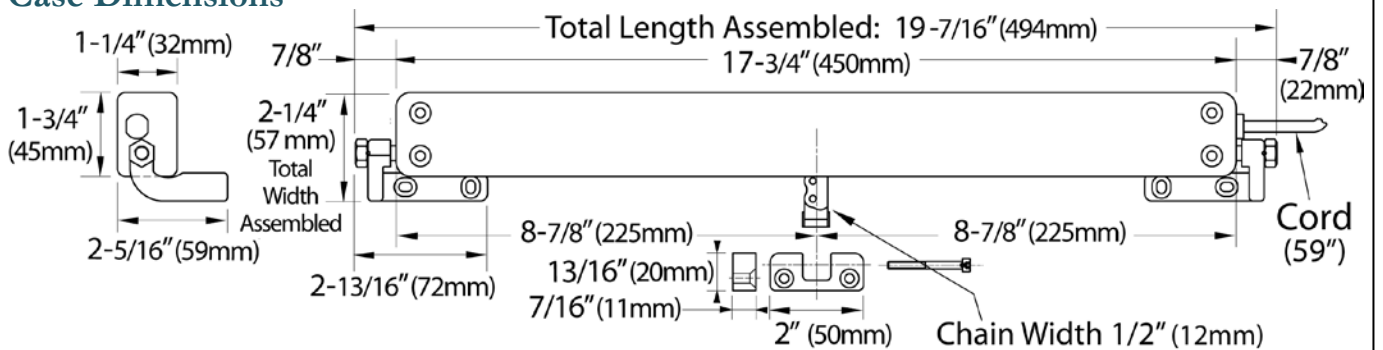


chain operator attached to frame

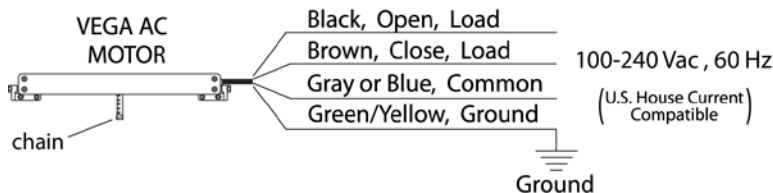


standard pivot brackets (included)

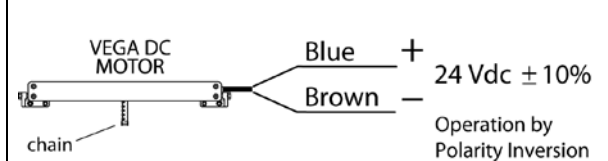
Case Dimensions



Vega AC Power Cable (59")



Vega DC Power Cable (59")



Vega AC/DC Actuators from FFI

in stock items ship within 72 hours.

paint color	Vega AC	Vega DC (UL)
gray RAL 9006	40900K	41148S
black RAL 9005	40901L	41149U
white RAL 9010	40902M	41150C