

LIFT SLIDE WINDOW

Stainless Steel Hardware



New Window of Opportunity!

FFI's new Lift Slide Window system Model 170DL features small carriages, gear, backset, and handles - allowing narrow stiles and big views on windows up to 330 lbs. Scaled down in size and cost from lift slide door systems!

Lift slide windows provide maximum view/maximum value allowing larger openings with fewer panels and more glass. Lift slide windows bring the outdoors in for applications like kitchens, bedrooms, lobbies, window seats, spa baths, living rooms, restaurants and more while providing strong security and weatherability. Panels lift up from the sill to allow very large panels to glide easily and quietly, with no friction on the bottom track or weather-seal. Panels can stop at any position for easy access and ventilation.

For a wall design solution that gives a large view and avoids door sill issues, use a lift slide window instead of a door. Suitable for wood, aluminum clad wood, all metal or PVC sashes. LEED credits can be earned under Indoor Environmental Quality for Natural Ventilation, Daylighting, and Views.

170SH Model pictured. H. Hirschmann Ltd.



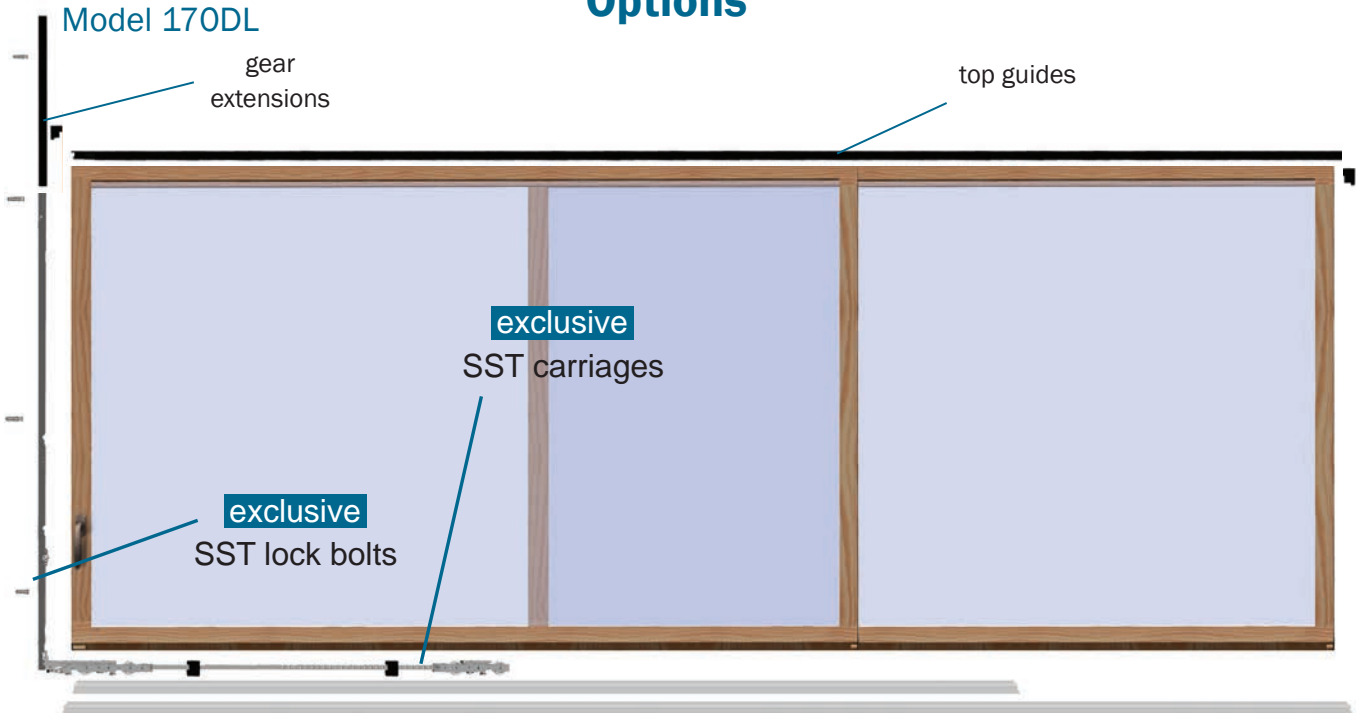
Exclusive features only from FFI

- ▶ **Stainless steel 304 grade** gear drive rod and main moving carriage parts
- ▶ **Maximum corrosion resistance** using stainless steel and Kynar coated components¹
- ▶ **Three adjustable handle heights** on gear with model 170DL
- ▶ **Model 170DL** is a high performance solution for 1 $\frac{3}{4}$ " sash
- ▶ **Smaller backset** and handles for narrow sashes and bigger view with model 170DL
- ▶ **15 year warranty** against manufacturing defects and corrosion failure for gears & carriages

¹ Kynar paint meets the highest performance standards of AAMA 2605-98

Stainless Steel Lift Slide systems, complete & in-stock

Options

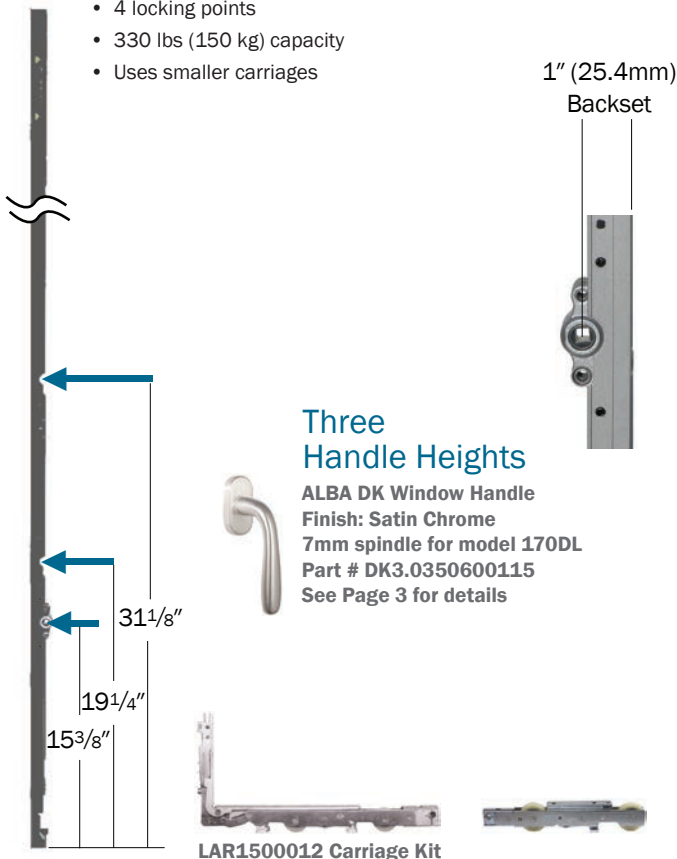


Model 170DL

- 7 mm hub accepts standard European window handles
- 3 adjustable handle heights; 15³/₈" , 19¹/₄" & 31¹/₈" (from bottom of gear)
- 1" (25.4mm) backset
- For panel thicknesses 1³/₄" (45mm), 2¹/₄" (56mm), 2³/₄" (68mm) or thicker
- 4 locking points
- 330 lbs (150 kg) capacity
- Uses smaller carriages

Model 170SH

- 10mm hub accepts standard 10mm spindles
- 1 handle height: 15¹/₄" (from bottom of gear)
- 1¹/₂" (37.5mm) backset
- For panel thicknesses 2¹/₄" (56mm), 2³/₄" (68mm) or thicker
- 4 locking points
- 600 lbs (300 kg) capacity
- 880 lbs (400 kg) capacity with tandem carriage kit
- Uses standard lift slide carriages



Visit us at www.fenestration.net for more information



H. Hirschmann Ltd

170DL Model pictured

Compatible Window Handles for Model 170DL

DK handles with 7mm spindle for Model 170DL; See FFI Catalog section J-WIN for more information



Alba

Material: Brass
Finish: Satin Chrome



Ellisse

Material: Brass
Finish: Satin Nickel
Oil-Rubbed Bronze
Painted Dark Bronze



Mercury

Material: Brass
Finish: PVD Ultra Steel



Botticelli

Material: Brass
Finish: PVD Dark Bronze
Satin Chrome
PVD Polished Brass



Sirius

Material: Brass
Finish: PVD Dark Bronze



Ottawa

Material: Stainless Steel
Finish: Satin

Compatible Window Handles for Model 170SH

Lift Slide handles with 10mm spindle for Model 170SH; See FFI Catalog section J-LS for more information



AGB

Material: Aluminum
Finish: Silver Anodized
Dark Bronze Anodized
Material: Brass
Finish: Polished Laquered

Visit us at www.fenestration.net for more information



LAD170DL10




LAD170DL11

Always order these four main Lift Slide Window components

1. Carriage kit in 304 SST (Model 170DL part # LAR1500012, Model 170SH part # LAR3000012)
2. Gear in 304 SST (Model 170DL part # LAD170DL10 Black or part # LAD170DL11 Silver)
(Model 170SH part # LAD170SH38 Black or part # LAD170SH39 Silver)
3. Link rod 304 SST to connect carriages (3 sizes; See catalog)
4. Lock bolt pins 304 SST for jamb, in Satin or Black (6 options; See catalog)




Top Track



Bottom Track

For a complete Lift Slide Window system (See Catalog B for more options)

- Tracks: top track, bottom track, and track guides
Kerf track for screens available
Kerf track for lift slide system - Coming Soon in brass & Aluminum
- Weather seal for lift slide
- FFI panel interlock (installed between panels)
- For pocketing window panels, use bumper (Part # G00204.00.93)
to prevent handle from hitting jamb



Kerf Track
for screens

See FFI Catalog section B for details, at www.Fenestration.net. Ask for the FFI SST Lift Slide Calculator and CAD technical files.
Contact FFI for details & ordering info: 800-677-0228 or service@fenestration.net



Quantum Windows & Doors

www.quantumwindows.com



Functional Fenestration Inc.
Hawthorne, CA • Phone (800) 677-0228 • Fax (323) 756-9971
www.fenestration.net • sales@fenestration.net