

Customer: _____ **Job Reference:** _____

Contact: _____ **Phone:** _____ **Date:** _____

1) START w/ PANEL or INSIDE FRAME SIZE: (check only 1 box below & enter size)

- Panel Size (inches) Inside Frame Opening (inches)
 Panel Size (millimeters) Inside Frame Opening (millimeters)
(inside frame opening does not include pocket)

<u>Width</u>	<u>Height</u>

2) COMMON PANEL LAYOUTS: (circle 1) OX OXXX OXXXXO PX PXXX PXXP PXXXXXXP
P=Pocket O=Fixed X=Movable OXX OXXO XOOX (XOX) PXX PXXXX PXXXXP XXXX XX

3) NUMBER OF UNITS: _____ (use additional forms for different sized units)

- 4) DOOR or WINDOW GEAR:**
- Door - 10mm Hub, Handle Ht. 39.4"-LT, 39.8"-HT, backset 1.5" (37.5mm), Model 255SH
 Window - 10mm Hub, Handle Ht. 15.5"-LT, 15.9"-HT, backset 1.5" (37.5mm), Model 170SH
LT= Low Track Window - 10mm Hub, Handle Ht. 28.0"-LT, 28.4"-HT, backset 1.5" (37.5mm), Model 170SH-710
HT= High Track Window - 7mm Hub, Handle Ht. 15.75"-LT, 19.7"-LT, 31.58"-LT, backset 1" (25mm), Model 170DL
 Window - 7mm Hub, Handle Ht. 31.5"-LT, 35.5"-LT, 39"-LT, 43"-LT, B-set 1" (25mm) Models 200DL & 230DL

5) MAX. PANEL WEIGHT & CARRIAGE MATERIAL:

550lb Premium (304 SSTL) 880lb Premium (304 SSTL) 330lb Premium (304 SSTL)
 550lb Standard (439 SSTL) 880lb Standard (439 SSTL) 330lb Standard (439 SSTL)
(Gears 255SH, 170SH & 170SH-710 Only) (Gears 170DL, 200DL & 230DL Only)






6) GEAR MATERIAL & FINISH: Black, 304 SSTL Black, 439 SSTL Silver, 304 SSTL Silver, 439 SSTL

7) PANEL THICKNESS: 2-1/4" (56-57mm) 2-5/8" (67-68mm)

8) PANEL GAP: 9/16" (14mm) using FFI alum. interlock 1-1/8" (28mm) using standard timber interlock

9) INTERMEDIATE PANEL GEAR TYPE: Full Length Gear Type Half Length Gear Type (Model 112SH)
Layouts with intermediate panels only (If using model 255SH door gear only)

10) TOP GUIDE & FINISH: (check 1 box only, required)

-  "C" Type / Dark Brz.  Low Universal / Dark Brz.  Standard Universal / Dark Brz.
 "C" Type / Silver Low Universal / Silver Standard Universal / Silver
 Standard Universal w/ 57mm Cover / Dark Brz.  Standard Universal w/ 68mm Cover / Dark Brz.
 Standard Universal w/ 57mm Cover / Silver Standard Universal w/ 68mm Cover / Silver

- 11) BOTTOM TRACK & FINISH:** (check 1 box only)
- Not required for quote  Low Bottom / Dark Brz.  High Bottom / Dark Brz.
 Low Bottom / Silver Low Bottom / Solid Brass High Bottom / Silver
 High Bottom / Solid Brass
 Low Cover Threshold w/ Therm Break / Dark Brz.  High Bottom Type "C" / Dark Brz.
 Low Cover Threshold w/ Therm Break / Silver High Bottom Type "C" / Silver
 Standard Cover Threshold / Dark Brz.  High Bot. w/ Stainless Insert / Dark Brz.
 Standard Cover Threshold / Silver High Bot. w/ Stainless Insert / Silver
 Tubular Threshold / Dark Brz.
 Tubular Threshold / Silver

NOTE: Thresholds are not used with pocketing layouts.

12) LOCKING PIN FINISH: Black Silver Brass (meeting sash layouts only)

13) GASKET: Required for Quote Not required for quote

14) HANDLE : (refer to FFI online catalog) Model- _____ Finish- _____

Not required for quote Description- _____