

Premium Adjustable Concealed Hinges For Wood and Metal Doors


*In high grade stainless steel,
because your project deserves the best.*




3DX-160-SST



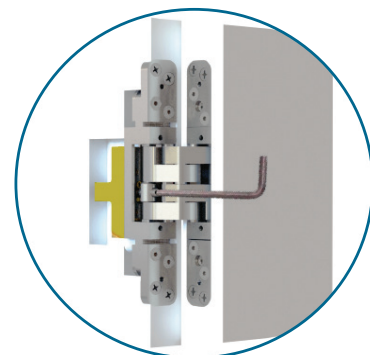
3DX-160-BLK



Adjustable with Allen key



Self-closing actuator with speed adjustment



Hold-open with angle adjustment

Characteristics - Concealed Hinges

- Crafted in 304 grade Stainless Steel
- For flush and rabbeted flush doors
- Two versions: For doors up to 120kg (264 lbs) and 160kg (352 lbs)
- For wood, steel, and aluminum doors and frames
- 3D adjustments for height, compression (to frame), and side (to plumb the door)
- Hold-Open & Self-Closing functions can be used on the same door!

Advantages

- Premium quality, precision & durability
- Sound-insulating hinges
- Investment cast manufacturing with sustainable methods
- Anti-twist and anti-pull construction prevents sagging and twisting during adjustments
- Self-closing hinge option eliminates need for surface-mount door closer (less hardware and cleaner look)
- How can higher cost stainless steel hinges save you money? Higher quality hinges prevent repairs and replacement due to sagging, bending, warping and cracking under load; with stainless hinges less hinges per door may be possible
- Stocked in USA
- Warranty against mechanical defects per application: 2 years commercial, 5 years residential

Premium Adjustable Concealed Hinges

Free Swing Hinges

Item	Weight Capacity	Finish
3DX-120-SST	120kg	Satin US32D
3DX-120-BLK	120kg	Matte Black US19
3DX-160-SST	160kg	Satin US32D
3DX-160-BLK	160kg	Matte Black US19

Hold-Open Hinges

Item	Weight Capacity	Finish
3DX-120-H0-SST	120kg	Satin US32D
3DX-120-H0-BLK	120kg	Matte Black US19
3DX-160-H0-SST	160kg	Satin US32D
3DX-160-H0-BLK	160kg	Matte Black US19

Self-Closing Hinges

Item	Weight Capacity	Finish
3DX-120-SC60-SST	60kg	Satin US32D
3DX-120-SC60-BLK	60kg	Matte Black US19
3DX-120-SC80-SST	80kg	Satin US32D
3DX-120-SC80-BLK	80kg	Matte Black US19
3DX-120-SC120-SST	120kg	Satin US32D
3DX-120-SC120-BLK	120kg	Matte Black US19
3DX-160-SC80-SST	80kg	Satin US32D
3DX-160-SC80-BLK	80kg	Matte Black US19
3DX-160-SC120-SST	120kg	Satin US32D
3DX-160-SC120-BLK	120kg	Matte Black US19
3DX-160-SC160-SST	160kg	Satin US32D
3DX-160-SC160-BLK	160kg	Matte Black US19

Self-Closing Weight Capacities

SC60	Suitable for door weight 22lbs to 132lbs
SC80	Suitable for door weight 133lbs to 176lbs
SC120	Suitable for door weight 177lbs to 264lbs
SC160	Suitable for door weight 265lbs to 352lbs

- UL in process
- Hinges for glass doors available
- Many finish and coating options - ask for details
- Finish samples & showroom displays available - ask for details

For details contact FFI, and see FFI catalog at www.Fenestration.net



Functional Fenestration Inc.
Hawthorne, CA • Phone (800) 677-0228
www.fenestration.net • sales@fenestration.net