

# Premium Adjustable Concealed Hinges For Glass Doors


*In high grade stainless steel,  
because your project deserves the best.*




2DX-100-SST

2DX-100-HO-SST  
Hold-Open

2DX-100-SC100-SST  
Self-Closing



Adjustable with Allen key




Self-closing actuator with speed adjustment

## Characteristics - Concealed Hinges

- Crafted in 304 grade Stainless Steel
- For glass doors up to 100kg (220 lbs)
- 3D adjustments for height, compression (to frame), and side (to plumb the door)
- Hold-open & Self-Closing function options

## Advantages

- Premium quality, precision & durability
- Sound-insulating hinges
- Investment cast manufacturing with sustainable methods
- Anti-twist and anti-pull construction prevents sagging and twisting during adjustments
- Self-closing hinge option eliminates need for surface-mount door closer (less hardware and cleaner look)
- How can higher cost stainless steel hinges save you money? Higher quality hinges prevent repairs and replacement due to sagging, bending, warping and cracking under load; with stainless hinges less hinges per door may be possible
- Stocked in USA
- Warranty against mechanical defects per application: 2 years commercial, 5 years residential



Hold-open with angle adjustment

# Premium Adjustable Concealed Hinges

| Hinges for Glass Doors    |               |          |                           |                  |
|---------------------------|---------------|----------|---------------------------|------------------|
| Part #                    | Door Capacity | Material | Features                  | Finish           |
| <b>2DX-100-SST</b>        | 100kg         | 304 SST  | Premium Hinge             | Satin US32D      |
| <b>2DX-100-MBLK</b>       | 100kg         | 304 SST  | Premium Hinge             | Matte Black US19 |
| <b>2DX-100-HO-SST</b>     | 100kg         | 304 SST  | Hold-Open                 | Satin US32D      |
| <b>2DX-100-HO-MBLK</b>    | 100kg         | 304 SST  | Hold-Open                 | Matte Black US19 |
| <b>2DX-100-SC60-SST</b>   | 100kg         | 304 SST  | Self-Closing, 60kg force  | Satin US32D      |
| <b>2DX-100-SC60-MBLK</b>  | 100kg         | 304 SST  | Self-Closing, 60kg force  | Matte Black US19 |
| <b>2DX-100-SC80-SST</b>   | 100kg         | 304 SST  | Self-Closing, 80kg force  | Satin US32D      |
| <b>2DX-100-SC80-MBLK</b>  | 100kg         | 304 SST  | Self-Closing, 80kg force  | Matte Black US19 |
| <b>2DX-100-SC100-SST</b>  | 100kg         | 304 SST  | Self-Closing, 100kg force | Satin US32D      |
| <b>2DX-100-SC100-MBLK</b> | 100kg         | 304 SST  | Self-Closing, 100kg force | Matte Black US19 |

Finish and coating options



For details contact FFI, and see FFI catalog at [www.Fenestration.net](http://www.Fenestration.net)



**Functional Fenestration Inc.**  
 Hawthorne, CA • Phone (800) 677-0228  
[www.fenestration.net](http://www.fenestration.net) • [sales@fenestration.net](mailto:sales@fenestration.net)