


WEIDER METAL AUSTRALIA

Forward innovation

Innovation & performance are the keys to a better future





WEIDER's concealed hinges are crafted using non magnetic 304 stainless steel due to its excellent characteristic of corrosion resistance and its ability to withstand corrosion from most oxidizing acids. Furthermore, 304 stainless steel is easy to sanitize and maintain, therefore ideal for all types of residential and commercial applications.

In careful consideration to produce components with accuracy, repeatability, versatility and integrity, investment casting is chosen as the basis of producing WEIDER's concealed hinges.

“Precision, Durability & Sustainability starts from the beginning”

Sustainability

At WEIDER we strive to act in an environmentally responsible way from designing to manufacturing. Throughout the manufacturing process, production waste is minimized, recycled and reused. The importance of minimizing material waste, energy, and subsequent machining is essential to reduce the amount of impact to our environment. We also focus heavily on product durability and functional integration within our concealed hinge designs. This mind set will further minimize environmental impact by producing at a much lower carbon footprint and enhancing longevity of product life.



"You Deserve the Best"


At WEIDER, we are in a constant quest to offer the best products, innovations and services.

For every product we create, we have an obsession to offer the very best and providing hardware which exceeds current industrial standards. Our objective is to provide products of the very best quality, efficacy, and safety, and to demonstrate responsibility in everything we do.




Who said perfection is an illusion


adjustments are made simple by turning an allen key




Height and compression adjustments




Side adjustments




Closing speed adjustments




Hold open angle adjustments



Height and compression adjustments



Closing speed adjustments





Hold open angle adjustments

Explore WEIDER's extensive range of customisable finishes and coatings to meet your design and style requirements.



Colour & Beauty Like No Other

WEIDER also offers antimicrobial coating and industrial leading premium titanium coating which provides high resistant to scratching, humidity & harsh weather conditions.



concealed and flush hinge with 3D adjustments and adjustable hold open feature




concealed and flush hinge with 3D adjustments




concealed and flush hinge with 3D adjustments and adjustable self closing feature



3DX-160
Load capacity
up to 160 kg (352lbs) doors




3DX-160-HO
Load capacity
up to 160 kg (352lbs) doors
Adjustable hold open angle
75-180 degrees



3DX-160-SC
Load capacity
up to 160 kg (352lbs) doors
Adjustable self closing force
up to 160kg (352lbs) doors


concealed and flush hinge with 3D adjustments and adjustable hold open feature



concealed and flush hinge with 3D adjustments




concealed and flush hinge with 3D adjustments and adjustable self closing feature




3DX-120
For up to 120 kg (264lbs) doors
3DX-160
For up to 160 kg (352lbs) doors




3DX HOLD OPEN
For up to 160 kg (352lbs) doors
Adjustable hold open angle
75-180 degrees




3DX SELF CLOSING
For up to 160 kg (352lbs) doors
Adjustable self closing force
up to 160kg (352 lbs) doors




concealed and flush glass hinge with 2D adjustments and adjustable hold open feature




concealed and flush glass hinge with 2D adjustments



concealed and flush glass hinge with 2D adjustments and adjustable self closing feature



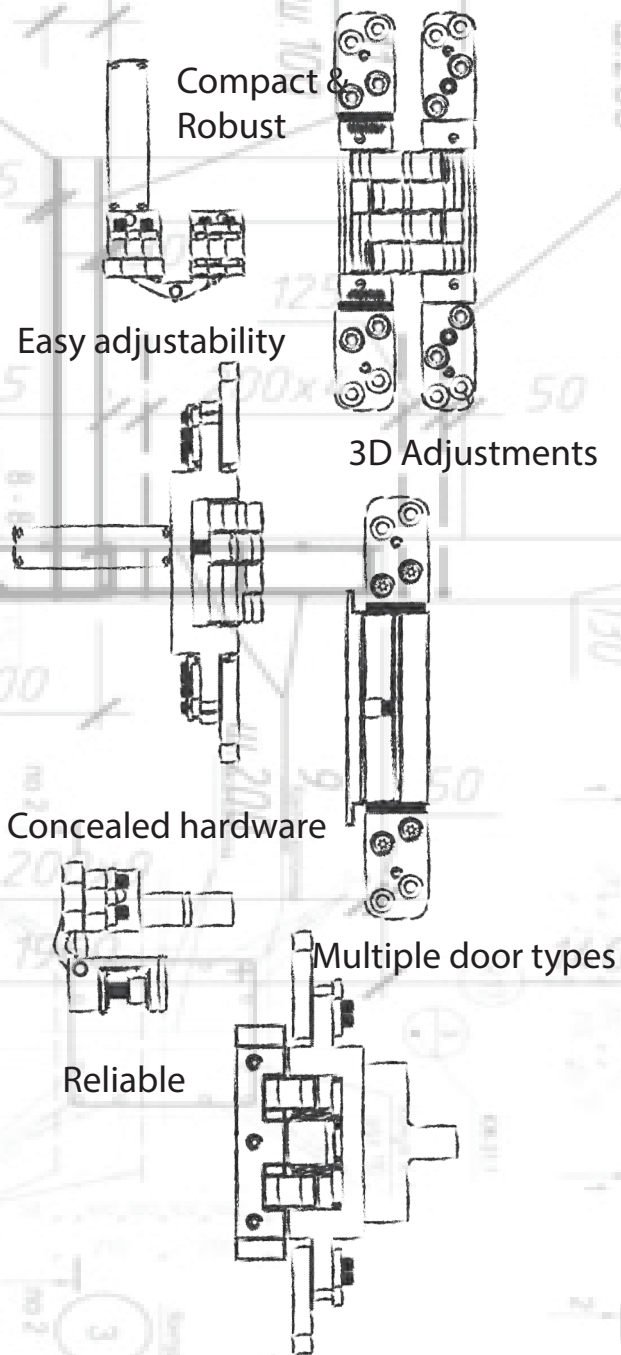


2DX-100
Load capacity
up to 100 kg (220lbs) doors



2DX-100-HO
Load capacity
up to 100 kg (220lbs) doors
Adjustable hold open angle
75-90 degrees



2DX-100-SC
Load capacity
up to 100 kg (220lbs) doors
Adjustable self closing force
up to 100kg (220lbs) doors



“Creative solutions at its finest”

For over 47 years, WEIDER has strived to ensure interior designers, architects, and specification writers can achieve form and function balanced with simplicity and minimalistic designs. WEIDER provides a vast selection of functional and aesthetic variations with their concealed hinges. These patented concealed hinge products are robust and reliable, further enhanced with great flexibility of adjustments. With everything considered, WEIDER’s concealed hinges are designed and crafted to provide optimum user experience.

At WEIDER, we understand the challenges and constraints faced within each project, from building code to form, design, and function. WEIDER’s team is dedicated to help with various customization requirements to fulfill design concepts and ensure your visions are met for specialized projects.



3DX Series

ADJUSTABLE CONCEALED DOOR HINGE

- For clean, flush architectural designs
- Two versions: For doors up to 120kg (264lbs) and 160kg (352lbs)
- For flush and rabbeted flush doors
- For wood, steel and aluminum doors and frames
- Opening angle up to 180 degrees
- With maintenance-free slide bearing technology
- Sound insulating

Optional

- Adjustable self closing
- Adjustable hold open

2DX Series

FRAMELESS GLASS ADJUSTABLE CONCEALED DOOR HINGE

- For clean, flush architectural designs
- For load capacities of up to 100 kg (220lbs.)
- For flush and rabbeted flush doors
- With maintenance-free slide bearing technology
- Glass door leaf, frame, hinge and latching system all lie in the same plane
- Interior fittings for high-quality residential and commercial projects
- Sound insulating
- Opening angle up to 90 degrees

Optional

- Adjustable self closing
 - Adjustable hold open
-

CONCEALED HINGES DESIGNED for

WOODEN DOOR

METAL DOOR

FRAMED DOOR

FRAMELESS GLASS DOOR

For details contact FFI, and see FFI catalog at www.Fenestration.net



Functional Fenestration Inc.
Hawthorne, CA • Phone (800) 677-0228
www.fenestration.net • sales@fenestration.net