System	Components			Max. Sash Weight by Cycle Test						Panel Width				Panel Height				Handle Height(s) using low track (add 10mm, 3/8" using high track)	
	Drive Gear Backset	F & R Carriages	Tandem Carriages	25,000		50,000		100,000		Minimum		Maximum		Minimum		Maximum			
				kg.	lb.	kg.	lb.	kg.	lb.	mm	in.	mm	in.	mm	in.	mm	in.	mm	in.
UV-W-170DL Ultravue Window 170DL	170DL 25mm	Yes	No	200	440	150	330	-	-	559	22	3132	123	1168	46	2375	93.5	400.4 500.4 800.4	15-3/4 19-3/4 31-1/2
UV-W-170SH Ultravue Window 170SH	170SH 27.5/37.5mm	Yes	No	300	660	250	550	200	440	559	22	3132	123	1346	53	2922	115	396	15-9/16
UV-WH-170SH Ultravue Window 170SH Heavy	170SH 27.5/37.5mm	Yes	Yes	450	990	400	880	-	-	990	39	3530	139	1346	53	2922	115	396	15-9/16
UV-D-255SH Ultravue Door 255SH	255SH 27.5/37.5mm	Yes	No	300	660	250	550	200	440	559	22	3132	123	2032	80	4266	168	1000	39-3/8
UV-DH-255SH Ultravue Door 255SH Heavy	255SH 27.5/37.5mm	Yes	Yes	450	990	400	880	-	-	990	39	3530	139	2032	80	4266	168	1000	39-3/8
UV-D-112SH Ultravue Door 112SH	112SH 27.5/37.5mm	Yes	No	300	660	250	550	200	440	559	22	3132	123	2032	80	4266	168	1000	39-3/8
UV-DH-112SH Ultravue Door 112SH Heavy	112SH 27.5/37.5mm	Yes	Yes	450	990	400	880	-	-	990	39	3530	139	2032	80	4266	168	1000	39-3/8

ULTRAVUE SERIES

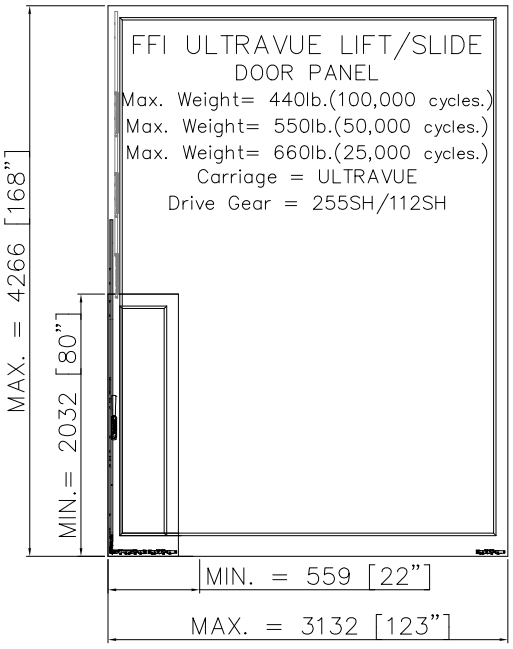

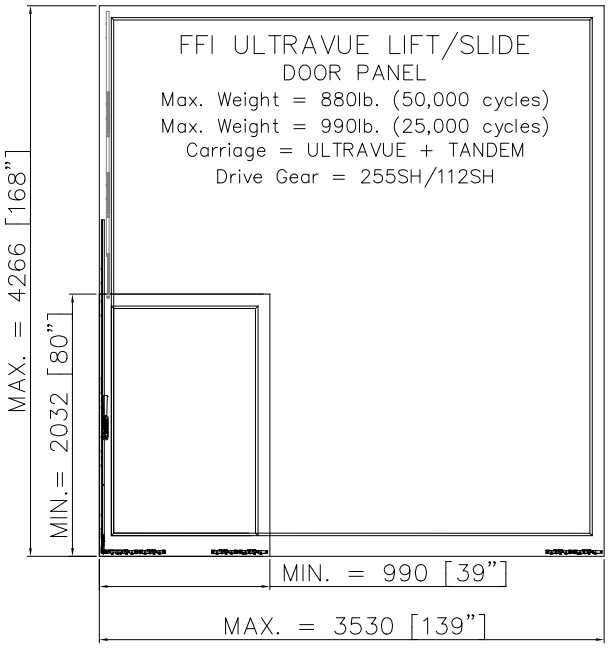

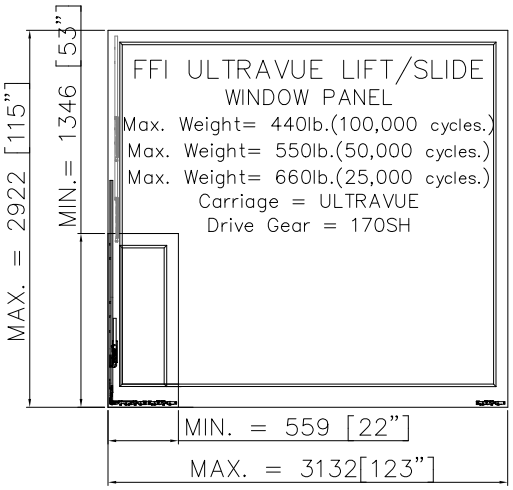

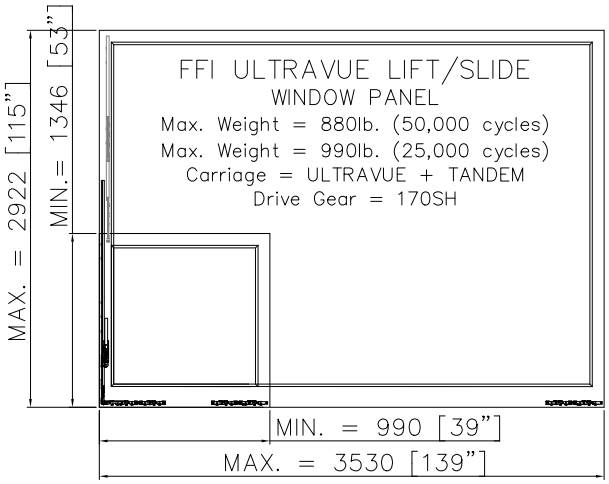

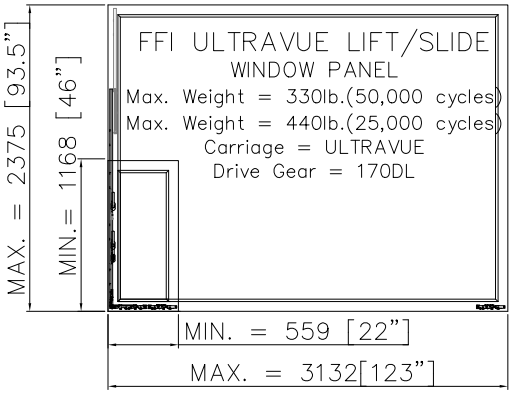

ALL DIMENSIONS IN MILLIMETERS/INCHES .

FFI PRODUCT DRAWING

CONFIDENTIAL AND PROPRIETARY INFORMATION OF FUNCTIONAL FENESTRATION, INC. WHICH MAY BE USED ONLY FOR ITS BENEFIT AND WHICH MAY NOT BE REPRODUCED OR DISCLOSED TO OTHERS. THIS DOCUMENT AND ALL COPIES MUST BE RETURNED ON DEMAND.
©COPYRIGHT FUNCTIONAL FENESTRATION, INC.

SHEET SIZE: 8.5" x 11"

drwn by:	JDG	scale:	NONE
chkd by:	–	mtl.:	–
date:	22APR25	fnsh:	–
rev.: ■	sheet no.: 1 OF 1		

FUNCTIONAL FENESTRATION INC.
12833 SIMMS AVE.
HAWTHORNE, CA 90250
PHONE: 800.677.0228

DWG TITLE: Min.–Max Panel Dim/Max. Weight

DWG NUMBER: –

USED ON: FFI LIFT SLIDE

PART/REF. NUMBER: –

THIS DOCUMENT AND ALL INFORMATION THEREIN IS CONFIDENTIAL AND IT IS THE SOLE PROPERTY OF FUNCTIONAL FENESTRATION, INC. AND SHALL NOT BE REPRODUCED OR DISCLOSED IN ANY SHAPE OR FORM TO THIRD PARTIES WITHOUT PRIOR APPROVAL FROM FUNCTIONAL FENESTRATION, INC.
DISCLAIMER: THESE TECHNICAL DRAWINGS ARE PROVIDED SOLELY FOR INFORMATION PURPOSES. FUNCTIONAL FENESTRATION, INC. DOES NOT WARRANT THAT THESE DRAWINGS SATISFY FEDERAL, STATE OR LOCAL LAWS, REGULATIONS OR ORDINANCES WHICH MAY APPLY IN THE JURISDICTION IN WHICH THE PRODUCT SUPPLIED IS USED. CUSTOMER ACCEPTS FULL RESPONSIBILITY FOR COMPLIANCE WITH ALL LEGAL AND REGULATORY REQUIREMENTS PERTAINING TO THE INSTALLATION AND USE OF WINDOW/DOOR/SKYLIGHT HARDWARE.