



New Window of Opportunity!

FFI's new Lift Slide Window system Model 170DL features small carriages, gear, backset, and handles – allowing narrow stiles and big views on windows up to 330 lbs. Based on our popular lift slide door system, but scaled down for windows!

Lift slide windows provide maximum view/maximum value allowing larger openings with fewer panels and more glass. Lift slide windows bring the outdoors in for applications like kitchens, bedrooms, lobbies, window seats, spa baths, living rooms, restaurants and more while providing strong security and weatherability. Panels lift up from the sill to allow very large panels to glide easily and quietly, with no friction on the bottom track or weather-seal. Panels can stop at any position for easy access and ventilation.

For a wall design solution that gives a large view and avoids door sill issues, use a lift slide window instead of a door. Suitable for wood, aluminum clad wood, all metal or PVC sashes. LEED credits can be earned under Indoor Environmental Quality for Natural Ventilation, Daylighting, and Views.

Exclusive features only from FFI

- ▶ **Stainless steel 304 grade gear drive rod and main moving carriage parts**
- ▶ **Maximum corrosion resistance** using stainless steel and PVDF (Kynar) coated components¹
- ▶ **Three adjustable handle heights** on gear with model 170DL
- ▶ **Model 170DL** is a high performance solution for 1¾" sash
- ▶ **Smaller backset** and handles for narrow sashes and bigger view with model 170DL
- ▶ **15 year warranty** against manufacturing defects and corrosion failure for gears and carriages

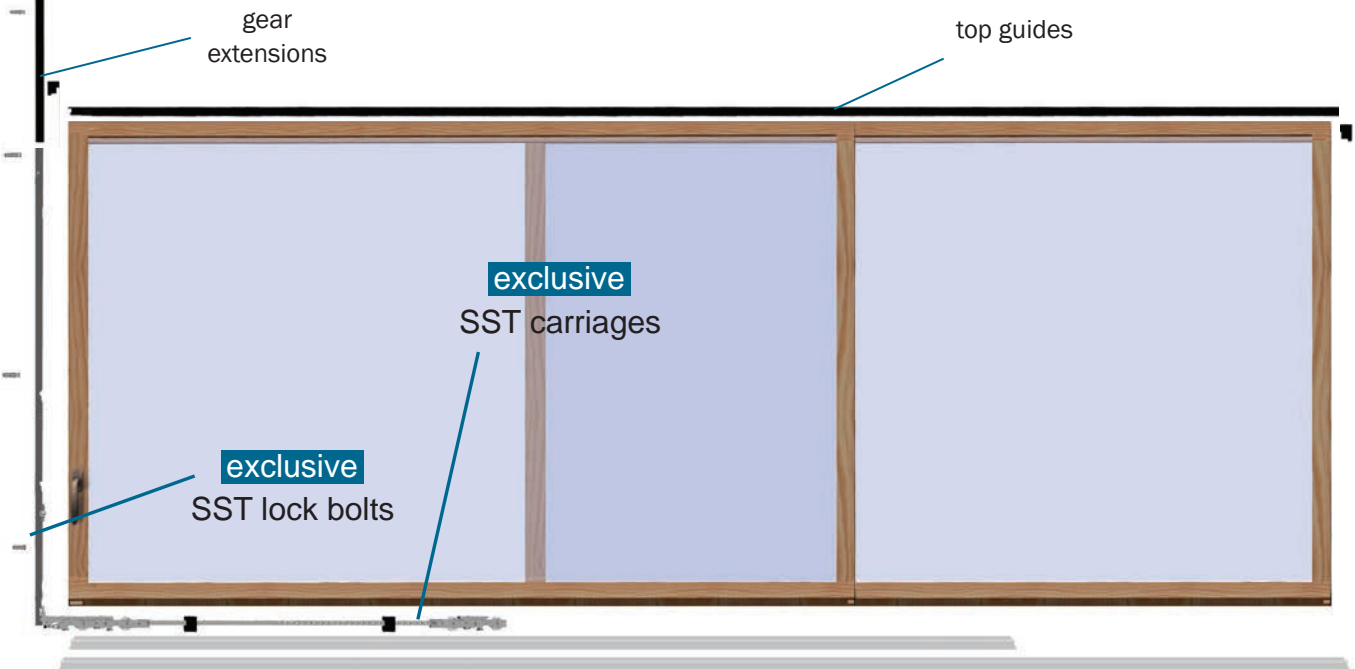
¹ Kynar paint meets the highest performance standards of AAMA 2605-98



Stainless Steel Lift Slide systems, complete & in-stock

Options

Model 170DL

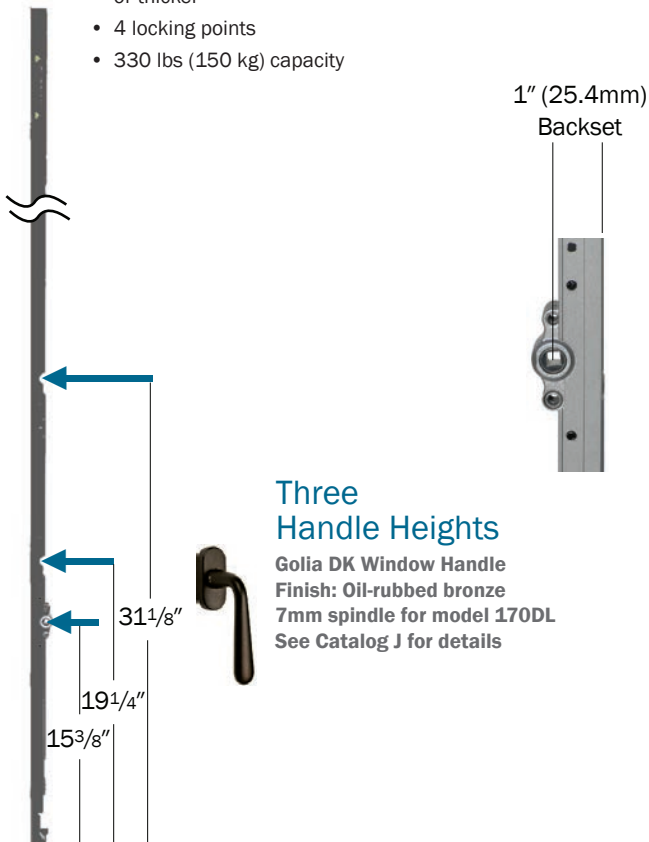



Model 170DL

- 7mm hub accepts standard European window handles
- 3 adjustable handle heights; 15³/₈" , 19¹/₄" & 31¹/₈" (from bottom of gear)
- 1" (25.4mm) backset
- For panel thicknesses 1³/₄" (45mm), 2¹/₄" (56mm), 2³/₄" (68mm) or thicker
- 4 locking points
- 330 lbs (150 kg) capacity

Model 170SH

- 10mm hub accepts standard 10mm spindles
- 1 handle height: 15¹/₄" (from bottom of gear)
- 1¹/₂" (37.5mm) backset
- For panel thicknesses 2¹/₄" (56mm), 2³/₄" (68mm) or thicker
- Up to 4 locking points
- 660 lbs (300 kg) capacity
880 lbs (400 kg) capacity with tandem carriage kit





UltraVue Window Carriages

- 12mm shorter than standard carriages allowing for minimal sight-lines
- Premium 304 grade SST with 440 series ball bearings
- PVDF (Kynar)/Koflux-coated zamak body with low friction Delrin wheels
- Nylon Brushes for self-cleaning debris from track
- Carriage rated to 440 lbs. (200kg) per window panel
- Compatible with all FFI lift slide window gears
- 56mm (2¼") minimum
- Compatible with 5mm diameter lift slide track



The height-adjustable rear carriage makes it possible to lift the rear sliding sash up to 3mm. This facilitates the quick and easy alignment of the sliding sash to jamb during assembly.

Compatible Window Handles for Model 170DL

DK handles with 7mm spindle for Model 170DL; See FFI Catalog J for more information



Golia

Material: Brass
Finish: Oil-rubbed bronze
Matte Chrome
Polished Lacquered Brass



Ottawa

Material: Stainless Steel
Finish: Satin

Compatible Window Handles for Model 170SH

Lift Slide handles with 10mm spindle for Model 170SH; See FFI Catalog section J-LS for more information



AGB

Material: Aluminum
Finish: Silver Anodized
Dark Bronze Anodized
Material: Brass
Finish: Polished Laquered

Visit us at www.fenestration.net for more information



LAD170DL16



LAD170DL17

Always order these four main Lift Slide Window components

1. Carriage kit in 304 SST (Part # LAR2000A10)
2. Gear in 304 SST (Model 170DL part # LAD170DL16 Black or part # LAD170DL17 Silver)
(Model 170SH part # LAD170SH40 Black or part # LAD170SH39 Silver)
3. Link rod 304 SST to connect carriages (3 sizes; See catalog)
4. Lock bolt pins 304 SST for jamb, in Satin or Black (6 options; See catalog)



Top Track



Bottom Track

For a complete Lift Slide Window system (See Catalog B for more options)

- Tracks: top track, bottom track, and track guides
- Weather seal for lift slide
- FFI panel interlock (installed between panels)
- For pocketing window panels, use bumper (Part # G00204.00.93)
to prevent handle from hitting jamb

See FFI Catalog section B for details, at www.Fenestration.net. Ask for the FFI SST Lift Slide Calculator and CAD technical files.
Contact FFI for details & ordering info: 800-677-0228 or service@fenestration.net



H. Hirschmann Ltd

170DL Model pictured



Functional Fenestration Inc.
Hawthorne, CA • Phone (800) 677-0228 • Fax (323) 756-9971
www.fenestration.net • sales@fenestration.net